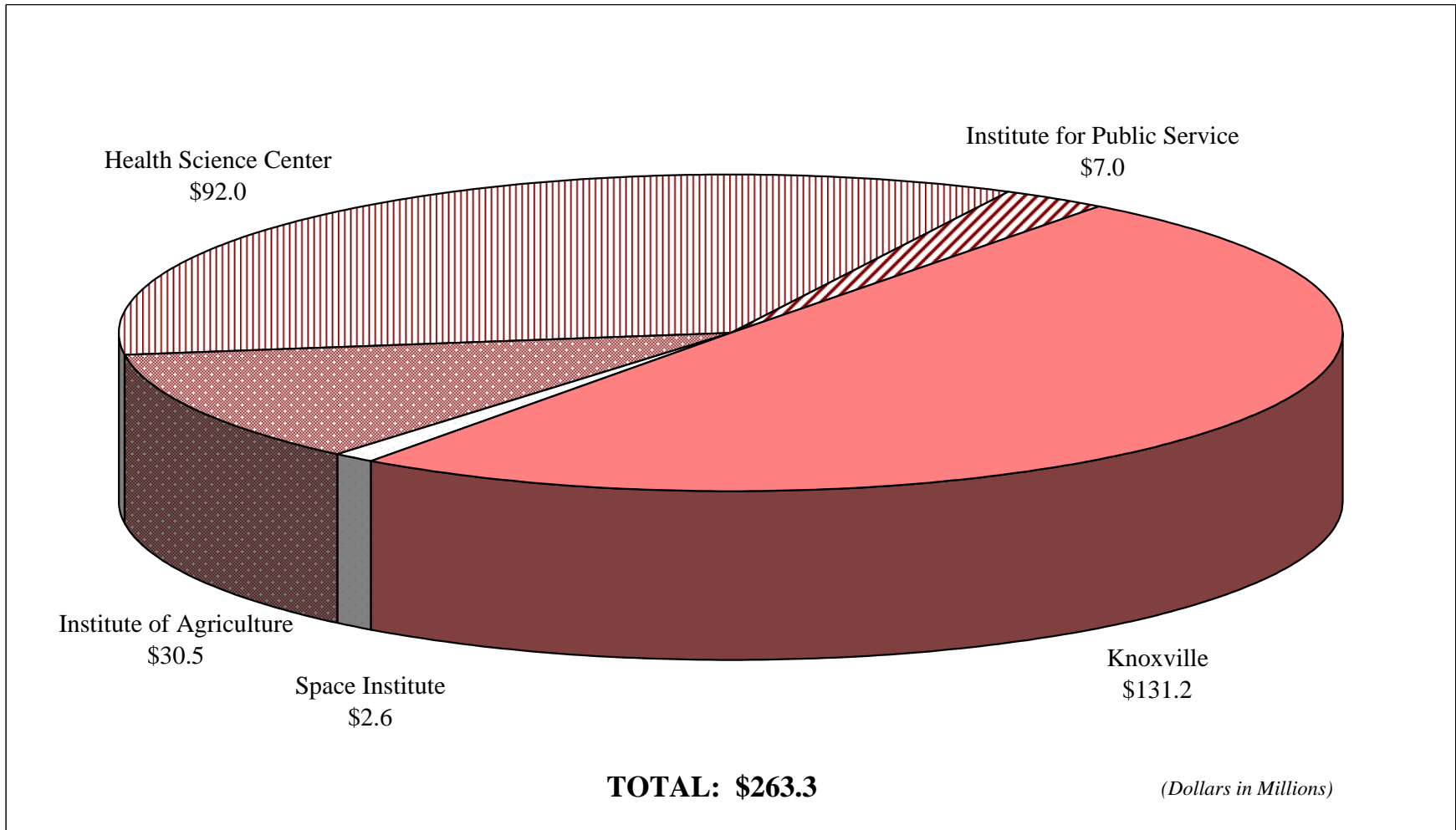
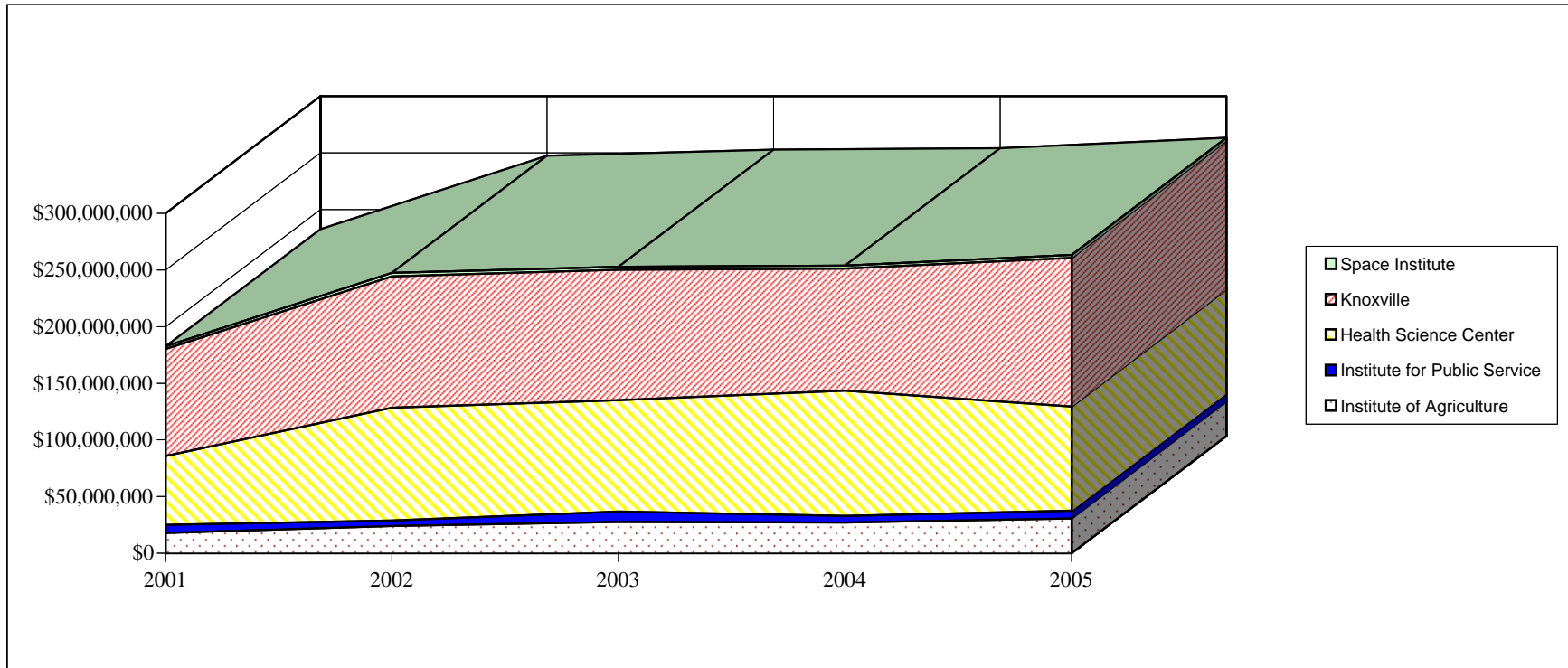


Research Awards By Campus FY 2005



SOURCE: Office of Research Annual Report

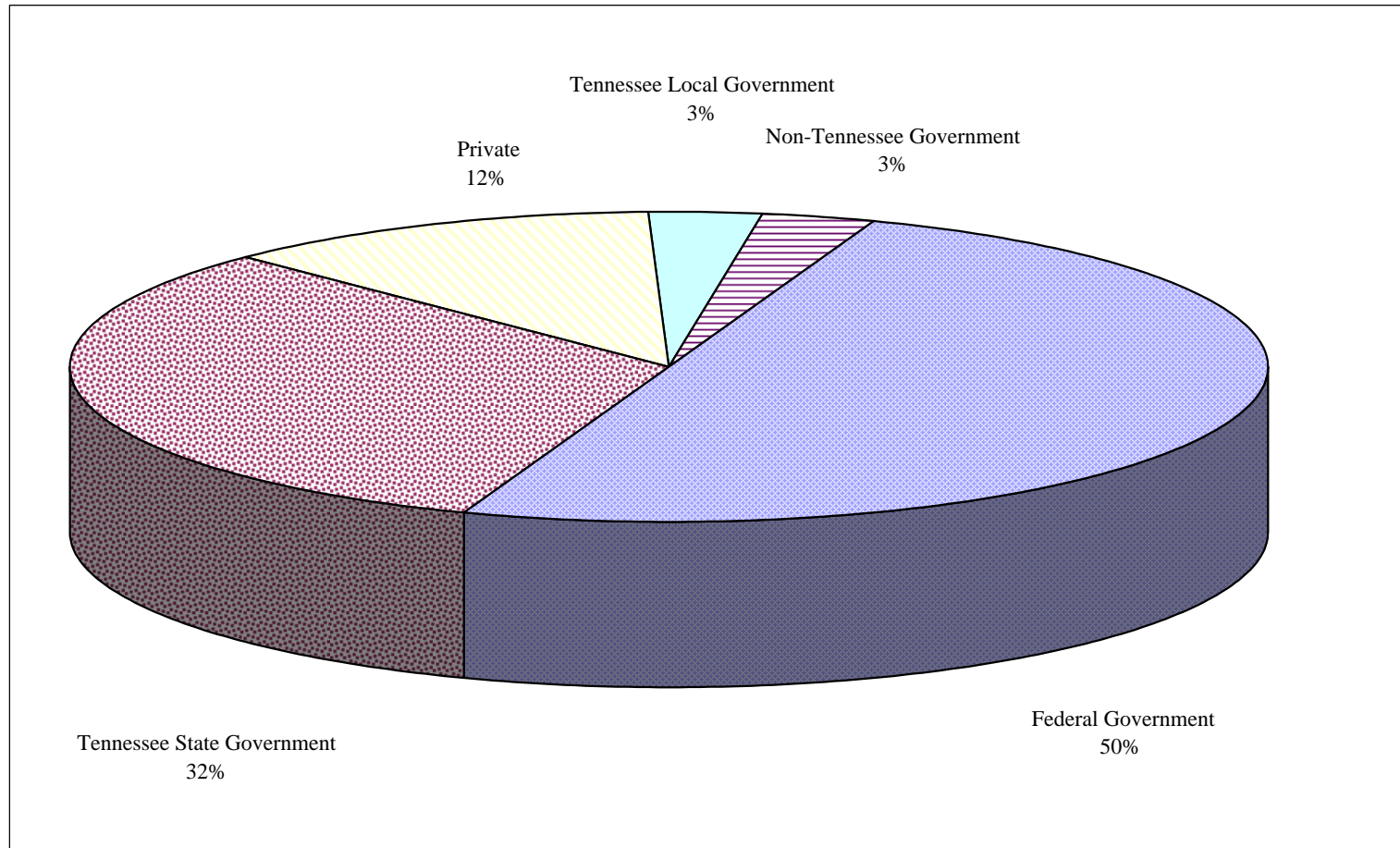
Research Awards By Campus FY 2001-2005



	2001	2002	2003	2004	2005
Institute of Agriculture	\$17,952,771	\$23,844,523	\$27,469,632	\$26,978,435	\$30,521,334
Institute for Public Service	\$7,020,252	\$4,917,173	\$9,189,000	\$5,882,079	\$6,971,900
Health Science Center	\$60,802,219	\$99,642,392	\$98,342,053	\$110,616,316	\$92,041,342
Knoxville	\$94,511,592	\$116,122,143	\$115,343,071	\$107,973,307	\$131,177,237
Space Institute	\$2,245,125	\$2,869,867	\$2,504,407	\$2,552,297	\$2,592,768
TOTAL	\$182,531,959	\$247,396,098	\$252,848,163	\$254,002,434	\$263,304,581

SOURCE: Office of Research Annual Report

**Research Awards
By Source
FY 2005
(As Percentages)**



SOURCE: Office of Research Annual Report

**University of Tennessee Extension
Top 25 Research Sponsors
FY 2005**

Rank	Sponsor	Total
1	Tennessee Department of Finance and Administration, Bureau of TennCare	\$26,357,660
2	UT-Battelle, LLC-Oak Ridge National Laboratory	22,340,253
3	National Science Foundation	20,727,912
4	Tennessee Department of Human Services	11,679,868
5	NIH: National Heart, Blood, and Lung Institute	8,141,222
6	Tennessee Department of Transportation	7,520,444
7	US Department of Agriculture	7,164,244
8	Tennessee Department of Education	7,064,646
9	Middle Tennessee State University	5,731,509
10	NIH: National Institute of Allergy & Infectious Diseases	5,219,501
11	US Department of Energy, Golden Field Office	4,964,532
12	NIH: National Institute of Diabetes & Digestive & Kidney Diseases	4,785,379
13	NIH: National Cancer Institute	4,221,997
14	US Department of Education	4,082,400
15	NIH: National Institute of Arthritis & Musculoskeletal & Skin Diseases	3,582,621
16	US Department of Health & Human Services, Public Health Service, Health Resources Administration	3,384,537
17	Tennessee Department of Health	3,393,635
18	NIH: National Institute of Neurological Disorders & Stroke	2,936,113
19	NIH: National Institute on Alcohol Abuse & Alcoholism	2,798,381
20	Tennessee Department of Children's Services	2,764,950
21	Tennessee Department of Environment & Conservation	2,698,178
22	NIH: National Institute of Mental Health	2,475,118
23	NIH: National Institute of Child Health & Human Development	2,439,526
24	Tennessee Department of Mental Health & Mental Retardation	2,337,068
25	Tennessee Department of Education, Curriculum Division	2,215,728

SOURCE: Office of Research Annual Report

Research Award Totals by Campus and College FY 2005

	TOTALS	N
UT Knoxville	\$131,177,237	1040
College of Agricultural Sciences & Natural Resources	163,235	2
College of Architecture & Design	20,513	2
College of Arts & Sciences	44,146,026	381
College of Business Administration	7,906,555	37
College of Communication & Information	1,636,567	12
College of Education, Health & Human Sciences	18,774,729	86
College of Engineering	24,366,860	247
College of Nursing	1,241,219	5
College of Social Work	14,994,328	45
Interdisciplinary Research Centers	15,461,359	178
General Administration	1,899,071	42
Libraries	566,775	3
Space Institute	\$2,592,768	33
Institute for Public Service	\$6,971,900	26

	TOTALS	N
Health Science Center	\$92,041,324	324
College of Allied Health Sciences	211,476	2
College of Dentistry	96,437	4
College of Medicine	79,673,393	251
College of Nursing	709,149	4
College of Pharmacy	4,263,919	29
Other Programs	1,624,569	12
Graduate School of Medicine, Knoxville	5,289,381	20
College of Medicine, Chattanooga	173,000	2
Institute of Agriculture	\$30,521,334	448
Agricultural Experiment Station	10,862,430	186
Agricultural Extension Service	13,921,193	219
College of Veterinary Medicine	5,737,711	43

Source: Office of Research Annual Report