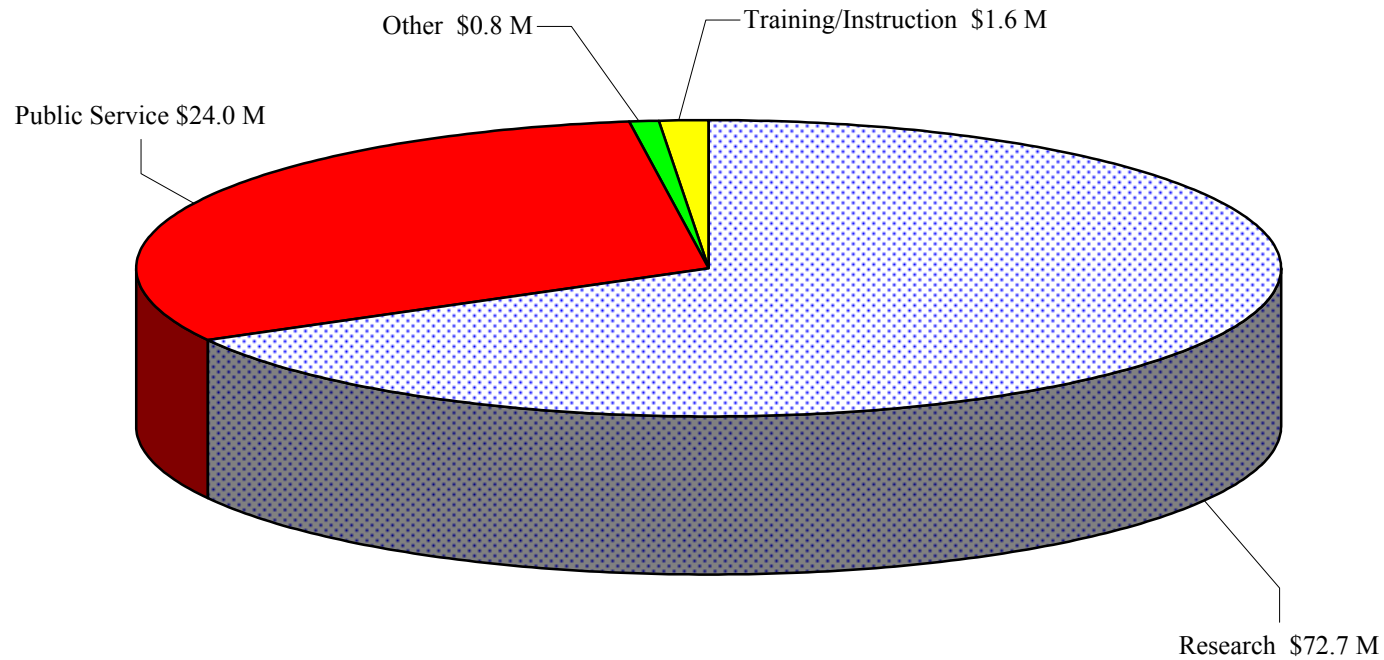


RESEARCH DATA

UT SPONSORED PROGRAMS BY CATEGORIES OF FUNDING FY 2000



TOTAL: \$99.1 M

SOURCE: Office of Research Administration

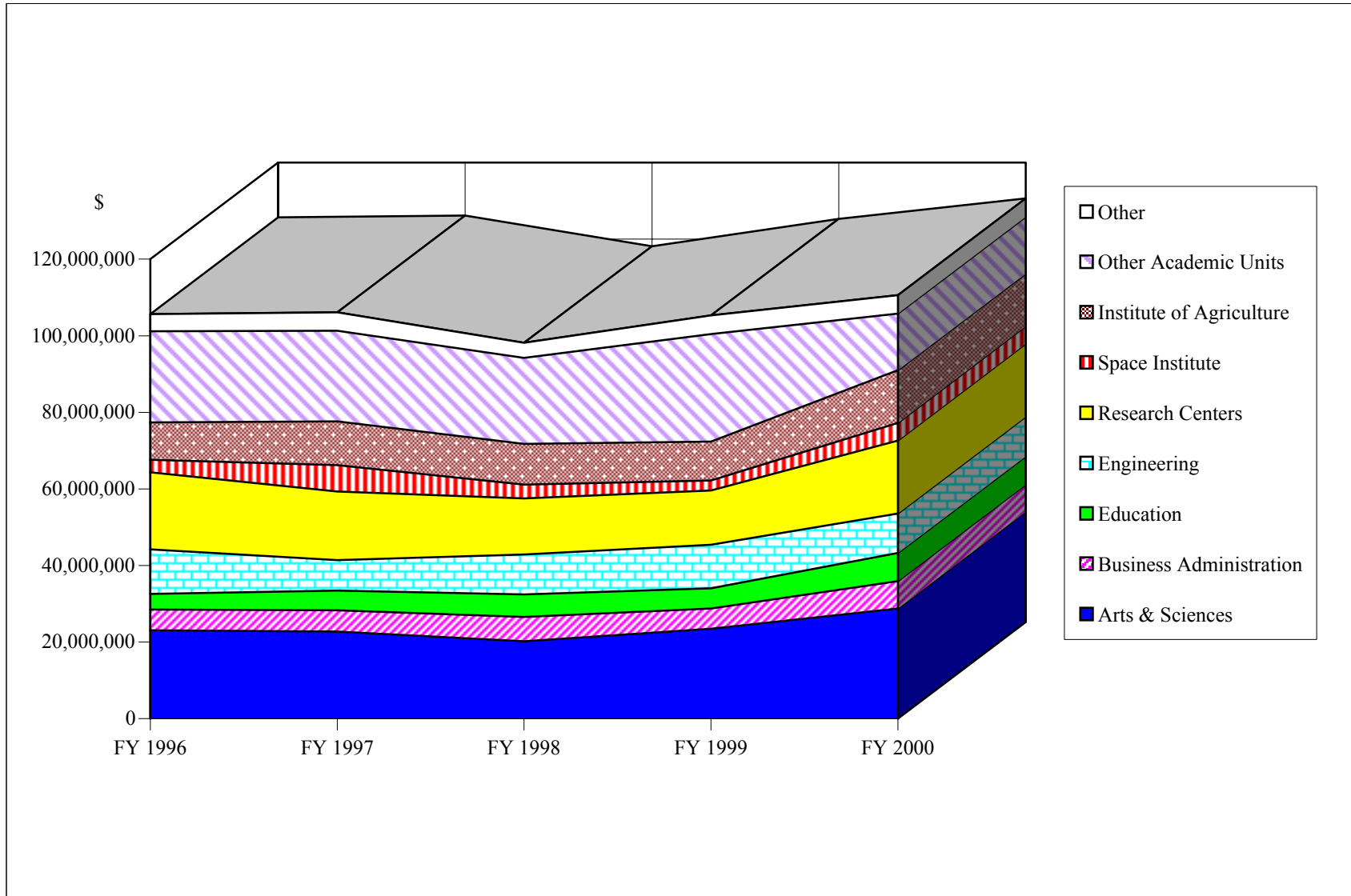
Includes all awards for the Knoxville campus, the Institute of Agriculture and the Space Institute in Tullahoma

UT SPONSORED PROGRAMS FUNDING BY MAJOR CAMPUS UNIT, FY 1996-2000

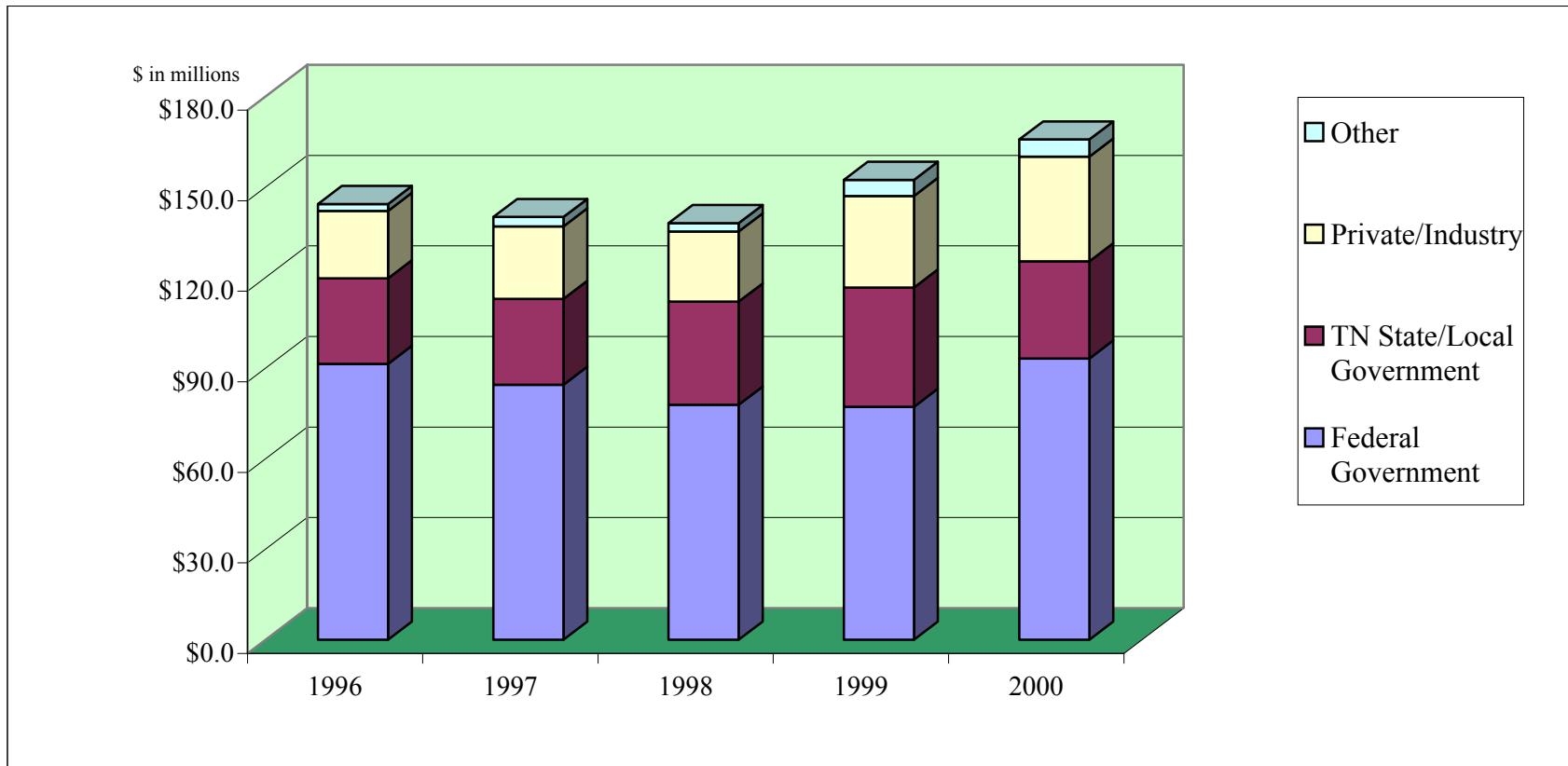
FUNDING YEAR	FY 1996	FY 1997	FY 1998	FY 1999	FY 2000
TOTAL	92,669,718	87,773,042	83,891,118	92,542,231	108,727,485
Agricultural Sciences & Natural Resources	128,036	220,960	251,651	133,343	117,950
Agricultural Experiment Station	4,627,326	7,474,718	6,215,115	5,697,217	5,385,142
Agricultural Extension Service	1,796,904	2,272,297	2,937,548	2,779,614	4,981,359
Veterinary Medicine	3,156,046	1,478,820	1,251,586	1,496,738	3,261,154
Architecture and Planning	42,000	57,000	0	53,305	71,271
Arts & Sciences	23,107,026	22,784,461	20,219,164	23,508,703	28,788,141
Business Administration	5,391,531	5,549,607	6,365,320	5,258,998	7,121,397
Communications	270,985	0	6,902	120,489	0
Education	4,074,382	5,086,403	5,876,135	5,279,867	7,351,508
Engineering	11,675,690	7,979,169	10,439,882	11,381,485	10,313,791
Human Ecology	3,159,447	4,043,121	4,788,056	5,606,145	6,016,631
Law	0	0	0	100,000	79,000
Nursing	66,765	113,028	97,381	92,651	262,436
Social Work	3,504,345	4,390,416	4,575,883	9,825,074	7,367,325
Space Institute	3,284,026	6,886,823	3,599,141	2,643,781	4,586,364
Continuing Studies & Distance Education	0	0	0	30,000	0
Information Sciences	5,572,692	2,114,411	759,926	182,153	998,133
Libraries	9,774	99,092	253,400	0	382,956
Other Public Services	3,824,960	3,964,401	3,002,074	2,820,356	0
Research Centers	20,113,292	17,896,446	14,606,382	14,148,585	19,075,133
General Administration	613,994	729,869	663,359	1,832,358	2,567,794
Student Administration	71,481	0	0	138,941	0
UT Press	0	5,000	0	53,500	0

SOURCE: Office of Research Administration, the School of Biomedical Sciences is now reported in the Health Sciences Section.

SPONSORED PROGRAMS FUNDING BY MAJOR CAMPUS UNIT FY 1996-00



UT SPONSORED PROGRAMS FUNDING BY SOURCE, FY 1996-2000*



Year	1996	1997	1998	1999	2000
Federal Government	\$91.4	\$84.5	\$77.9	\$77.2	\$93.2
TN State/Local Government	28.4	28.5	34.2	39.5	32.2
Private/Industry	22.3	24.0	23.2	30.4	34.7
Other	2.3	3.1	2.8	5.3	5.7
TOTAL (millions):	\$144.4	\$140.1	\$138.1	\$152.4	\$165.8

SOURCE: Office of Research Annual Report

*Figures are for all Research units: Institute of Agriculture, Knoxville Campus, Space Institute and Health Sciences Center